



GF-625



Conector adaptador troncal KS-Pin macho p/ F-femea, latão níquel.

GF-625



Conector adaptador troncal KS-Pin macho p/ F-femea, latão níquel.

GF-625




Conector adaptador troncal KS-Pin macho p/ F-femea, latão níquel.

GF-625



Conector adaptador troncal KS-Pin macho p/ F-femea, latão níquel.

GF-625



Conector adaptador troncal KS-Pin macho p/ F-femea, latão níquel.